

### HOLTER REPORT

Patient: David Jones ID: 07041795  
 Address: 234 North Street Telephone: 555-321-4321  
Syracuse, NY 13012

Sex: M Age: 59 Ht: 66" Wt: 185 Pacer: None

Medications: Augmentin, Nitroglycerin  
 Symptoms: short of breath, palpitations

ICD-9-CM: 785.1 Hookup By: Sherri Brown

Ref. Physician: Dr. Patel ID: 11211729  
 Address: 5678 Country Road Telephone: 555-567-1234  
Fayetteville, NY 13066

Scanned By: \_\_\_\_\_

Conclusions: This sample report contains various print options as well as report expansion capabilities. Full disclosure and report strip resolutions may be configured to suit the physician's preference.

Reviewed By: Benjamin Rush, MD Date: 11/05/2005

Settings:	Tachycardia Rate:	> 120 BPM	Sensitivity:	High
	Bradycardia Rate:	< 40 BPM	Irreg. Sensitivity:	100 percent
	Minimum Pause Interval:	> 2.0 seconds	Algorithm:	Standard
	SVE Percent:	> 35 percent	Initial Signal Quality:	Ch1: 75 Ch2: 85
	SVT Percent:	> 30 percent		
	ST Level:	> 1.5 mm		

## NARRATIVE SUMMARY

The monitoring period was 21 hours and 56 minutes.

The period started at 18:08 on 11/1/2005 and ended at 16:03 on 11/2/2005.

**1 Patient Event** was logged.

108388 QRS complexes were detected. The average heart rate was 82 BPM.

The maximum heart rate was 113 BPM at **18:21:23** and the minimum was 64 BPM at **02:16:27**.

**2324 Single Ventricular Ectopics** were detected. 2438 VE beats were 2.2% of total beats.

**26 Bigeminy** episodes were detected, totaling 1.7 minutes in duration.

**13 Couplets** were detected.

No Ventricular Runs were detected.

**3 Single Supraventricular Ectopics** were detected. 3 SV beats were 0.0% of total beats.

No SV Couplets were detected.

No SVT episodes were detected.

**1 Irregular Rhythm** episode was detected, 2.7 seconds in duration.

No Tachycardia episodes (> 120 bpm) were detected.

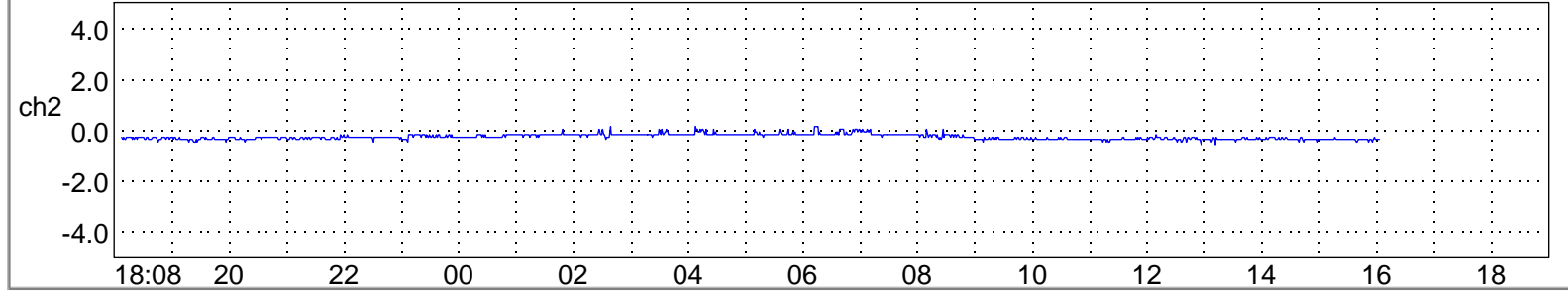
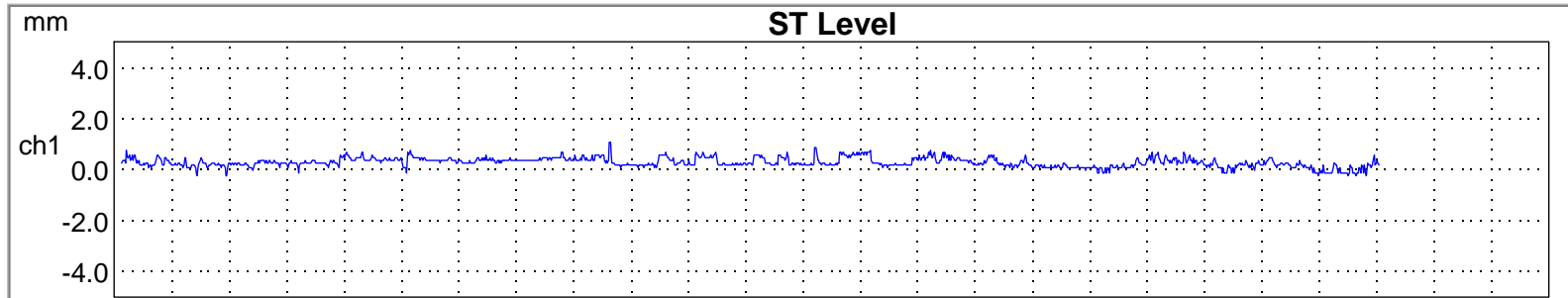
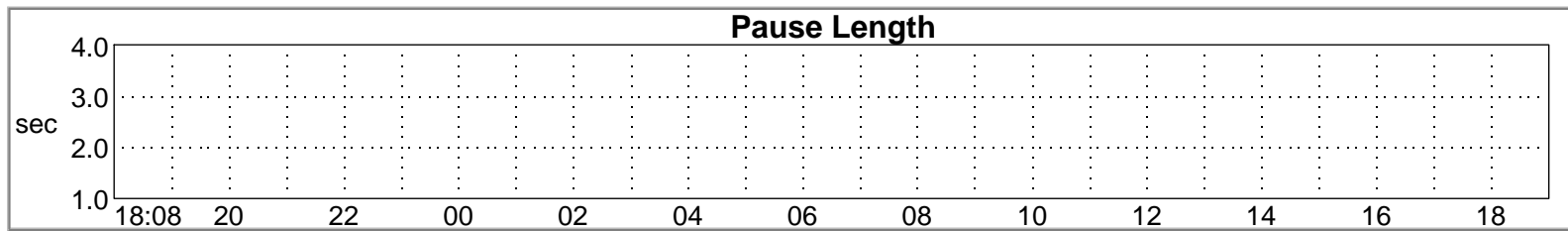
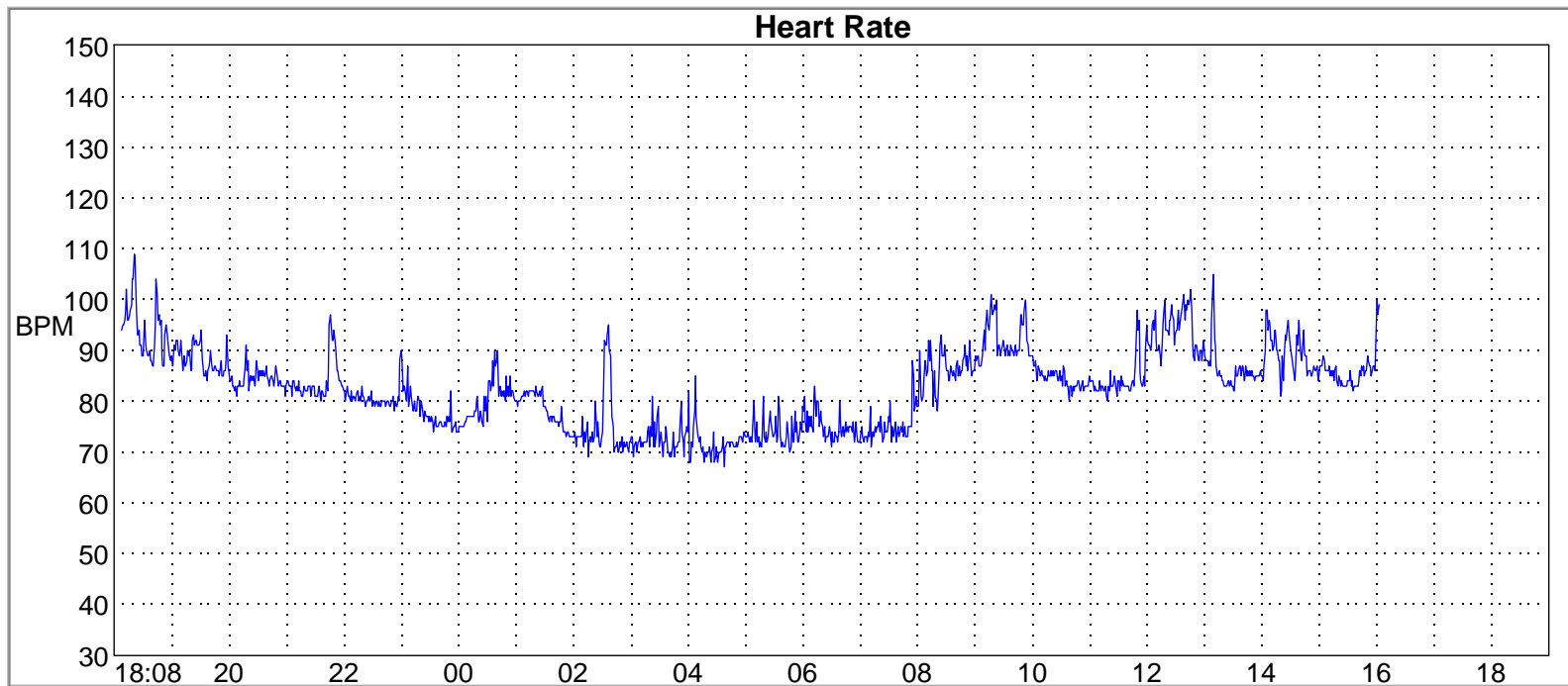
No Bradycardia episodes (< 40 bpm) were detected.

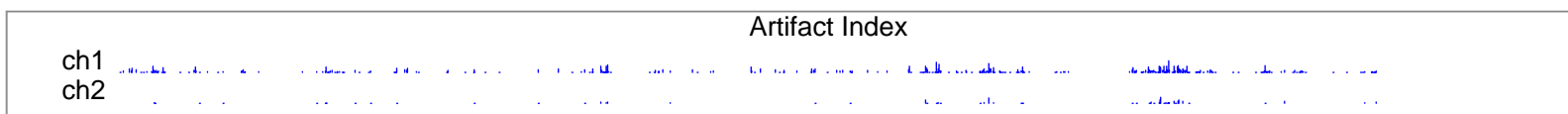
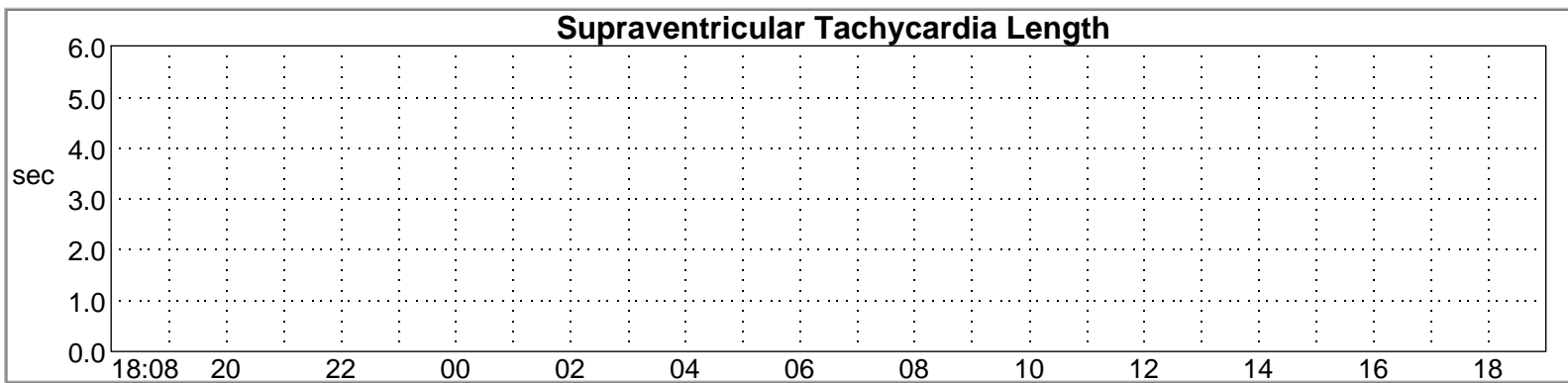
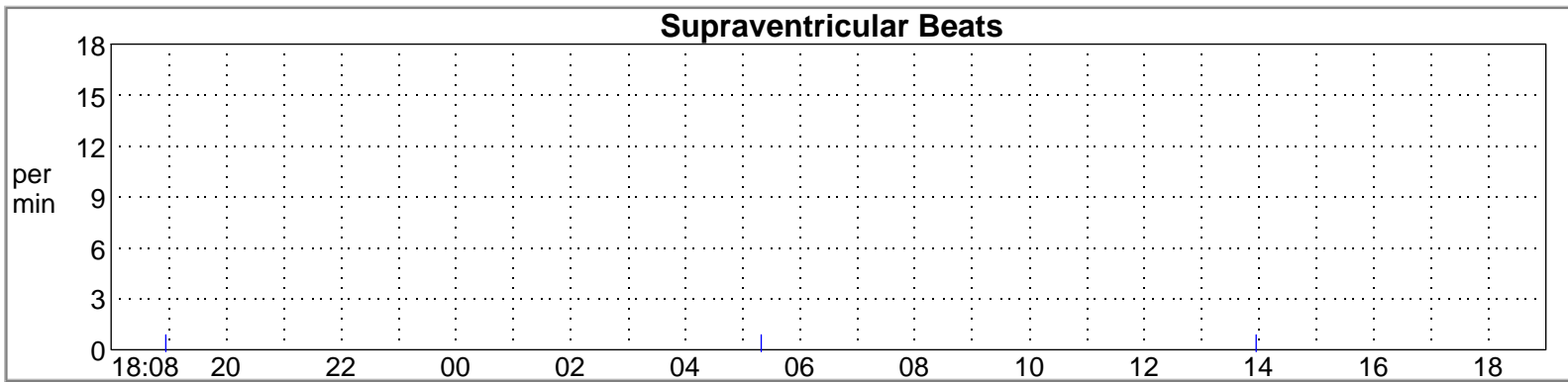
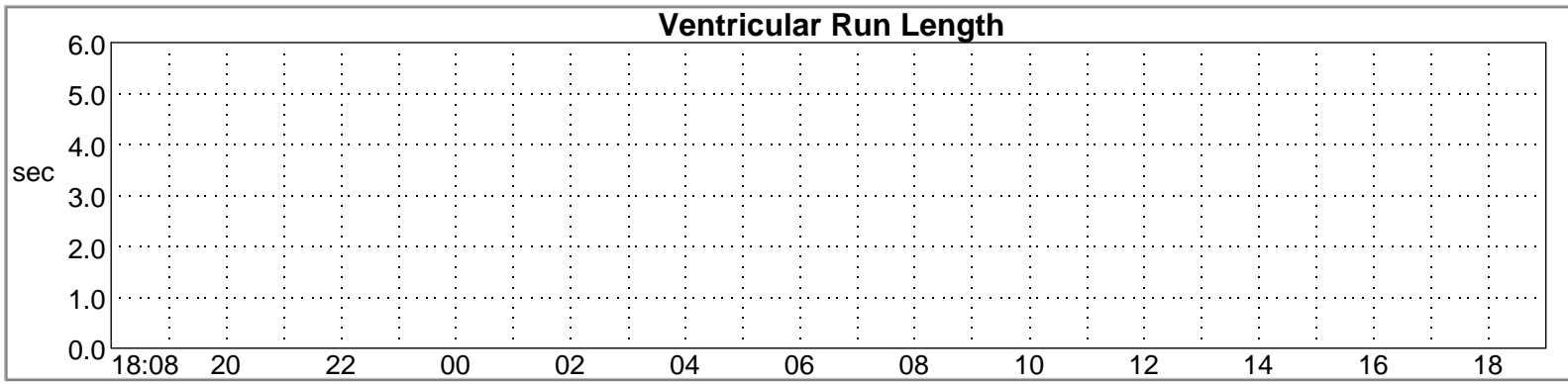
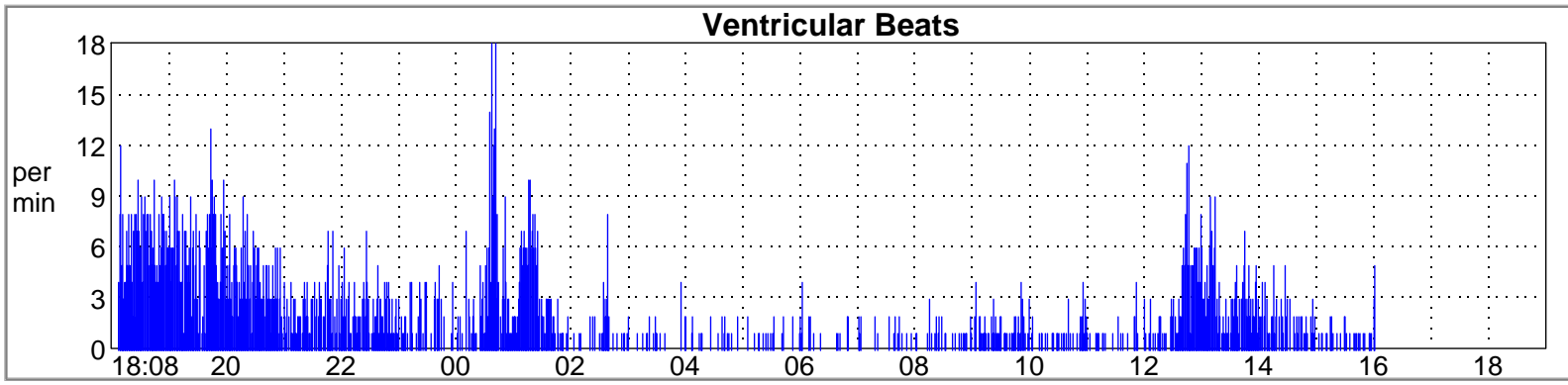
No Pauses (> 2.0 sec) were detected. The longest R-R Interval was 1367 msec at **05:42:01**.

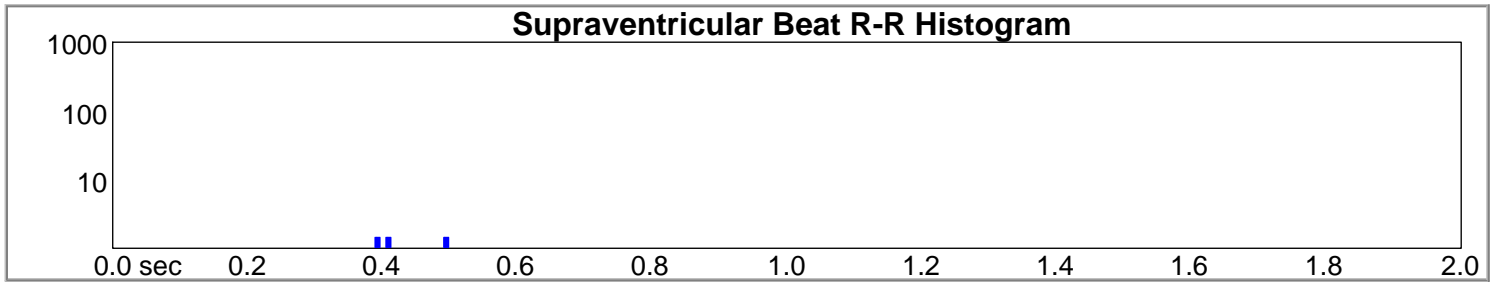
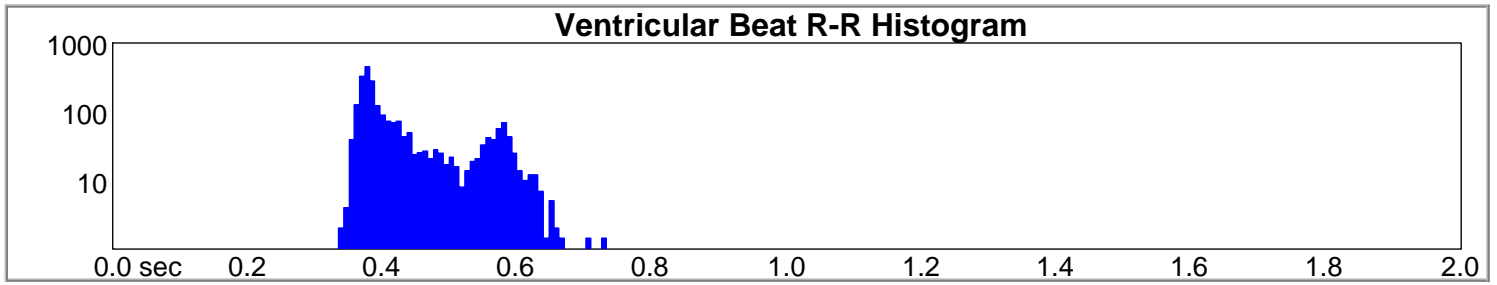
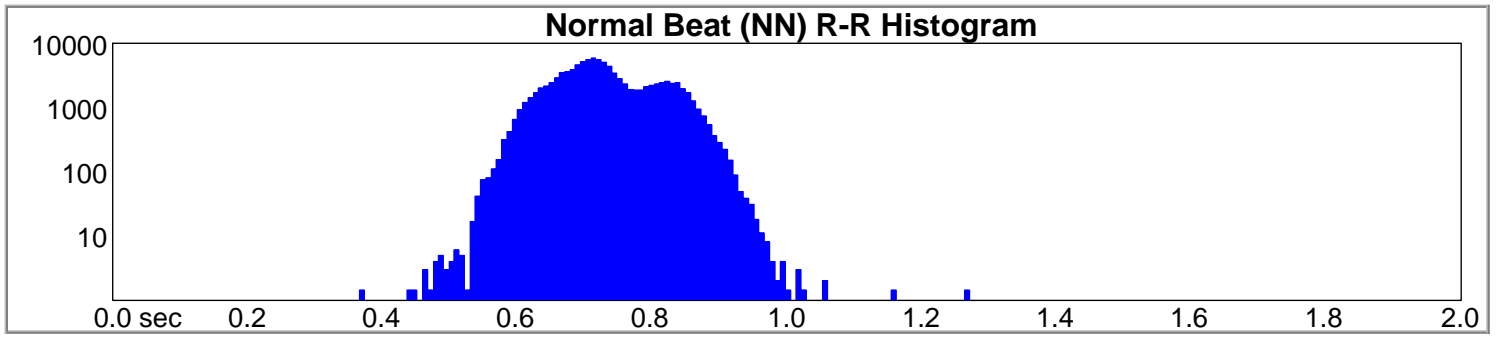
No ST displacement episodes (> 1.5 mm) were detected.

**HOURLY SUMMARY**

Time	Max HR	Avg HR	Min HR	Single VE	Bigem.	Couplet	Vent. Run	Single SVE	SV Couplet	SVT	Tachy	Brady	Pause	ST	Patient Event
18:08	113	94	84	<b>334</b>	0	<b>2</b>	0	<b>1</b>	0	0	0	0	0	0	<b>1</b>
19:00	101	88	80	<b>344</b>	0	<b>2</b>	0	0	0	0	0	0	0	0	0
20:00	97	84	78	<b>247</b>	0	<b>2</b>	0	0	0	0	0	0	0	0	0
21:00	102	84	78	<b>132</b>	0	0	0	0	0	0	0	0	0	0	0
22:00	95	80	75	<b>125</b>	<b>3</b>	<b>1</b>	0	0	0	0	0	0	0	0	0
23:00	97	77	69	<b>48</b>	<b>7</b>	0	0	0	0	0	0	0	0	0	0
00:00	99	79	70	<b>152</b>	<b>14</b>	<b>2</b>	0	0	0	0	0	0	0	0	0
01:00	94	78	70	<b>189</b>	0	0	0	0	0	0	0	0	0	0	0
02:00	101	75	64	<b>40</b>	0	0	0	0	0	0	0	0	0	0	0
03:00	91	72	64	<b>20</b>	0	0	0	0	0	0	0	0	0	0	0
04:00	96	71	65	<b>23</b>	0	0	0	0	0	0	0	0	0	0	0
05:00	95	73	65	<b>17</b>	0	0	0	<b>1</b>	0	0	0	0	0	0	0
06:00	91	75	67	<b>18</b>	<b>1</b>	0	0	0	0	0	0	0	0	0	0
07:00	96	74	67	<b>19</b>	0	0	0	0	0	0	0	0	0	0	0
08:00	99	86	73	<b>27</b>	0	0	0	0	0	0	0	0	0	0	0
09:00	105	92	80	<b>63</b>	0	<b>1</b>	0	0	0	0	0	0	0	0	0
10:00	94	84	77	<b>41</b>	0	0	0	0	0	0	0	0	0	0	0
11:00	104	84	76	<b>26</b>	0	0	0	0	0	0	0	0	0	0	0
12:00	108	93	83	<b>154</b>	0	0	0	0	0	0	0	0	0	0	0
13:00	112	86	79	<b>185</b>	<b>1</b>	<b>2</b>	0	<b>1</b>	0	0	0	0	0	0	0
14:00	105	89	74	<b>83</b>	0	<b>1</b>	0	0	0	0	0	0	0	0	0
15:00	93	85	79	<b>29</b>	0	0	0	0	0	0	0	0	0	0	0
16:00	105	98	93	<b>8</b>	0	0	0	0	0	0	0	0	0	0	0
17:00															
18:00															
<b>Average</b>		82		101	1	0	0	0	0	0	0	0	0	0	
<b>Total</b>				<b>2324</b>	<b>26</b>	<b>13</b>	0	<b>3</b>	0	0	0	0	0	0	<b>1</b>
<b>Strips</b>	<b>1</b>		<b>1</b>	<b>5</b>	<b>5</b>	<b>10</b>	0	<b>3</b>	0	0	0	0	0	0	<b>1</b>







### FORMS

