

HOLTER REPORT

Patient: Robert Smith ID: 07041776
Address: 1234 Main Street Telephone: 555-123-1234
Syracuse, NY 13012

Sex: M Age: 61 Ht: 69" Wt: 190 Pacer: None

Medications: Augmentin, Nitroglycerin
Symptoms: sore throat, weakness, short of breath, palpitations

ICD-9-CM: 785.1 Hookup By: Sherri Brown

Ref. Physician: Dr. Patel ID: 11211729
Address: 5678 Country Road Telephone: 555-567-1234
Fayetteville, NY 13066

Scanned By: Sherri Brown

Conclusions: This sample report contains various print options as well as report expansion capabilities. Full disclosure and report strip resolutions may be configured to suit the physician's preference.

Reviewed By: Benjamin Rush, MD Date: 11/03/2005

Settings: Tachycardia Rate: > 120 BPM Sensitivity: High
Bradycardia Rate: < 40 BPM Irreg. Sensitivity: 100 percent
Minimum Pause Interval: > 2.0 seconds Algorithm: Standard
SVE Percent: > 35 percent
SVT Percent: > 30 percent
ST Level: > 1.5 mm

NARRATIVE SUMMARY

The monitoring period was 21 hours and 56 minutes.

The period started at 18:08 on 11/1/2005 and ended at 16:03 on 11/2/2005.

1 Patient Event was logged.

108388 QRS complexes were detected. The average heart rate was 82 BPM.

The maximum heart rate was 113 BPM at **18:21:23** and the minimum was 64 BPM at **02:16:27**.

2313 Single Ventricular Ectopics were detected. 2438 VE beats were 2.2% of total beats.

26 Bigeminy episodes were detected, totaling 1.7 minutes in duration.

3 Trigeminy episodes were detected, totaling 18.7 seconds in duration.

13 Couplets were detected.

No Ventricular Runs were detected.

No Idioventricular episodes (< 100 bpm) were detected.

3 Single Supraventricular Ectopics were detected. 3 SV beats were 0.0% of total beats.

No SV Bigeminy episodes were detected.

No SV Trigeminy episodes were detected.

No SV Couplets were detected.

No SVT episodes were detected.

1 Irregular Rhythm episode was detected, 2.7 seconds in duration.

No Tachycardia episodes (> 120 bpm) were detected.

No Bradycardia episodes (< 40 bpm) were detected.

No Pauses (> 2.0 sec) were detected. The longest R-R Interval was 1367 msec at **05:42:01**.

No ST displacement episodes (> 1.5 mm) were detected.

SDNN: 0.072 (standard deviation of all NN intervals)

SDANN: 0.065 (standard deviation of all 5-minute NN interval means)

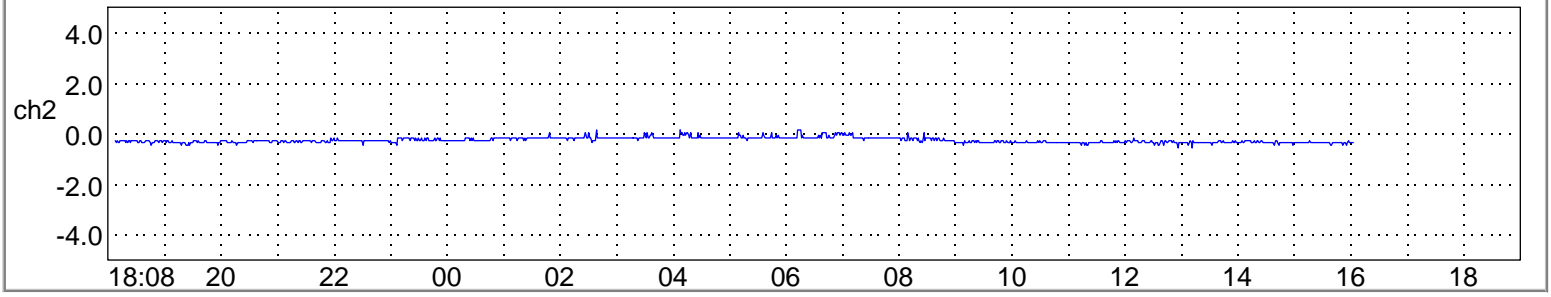
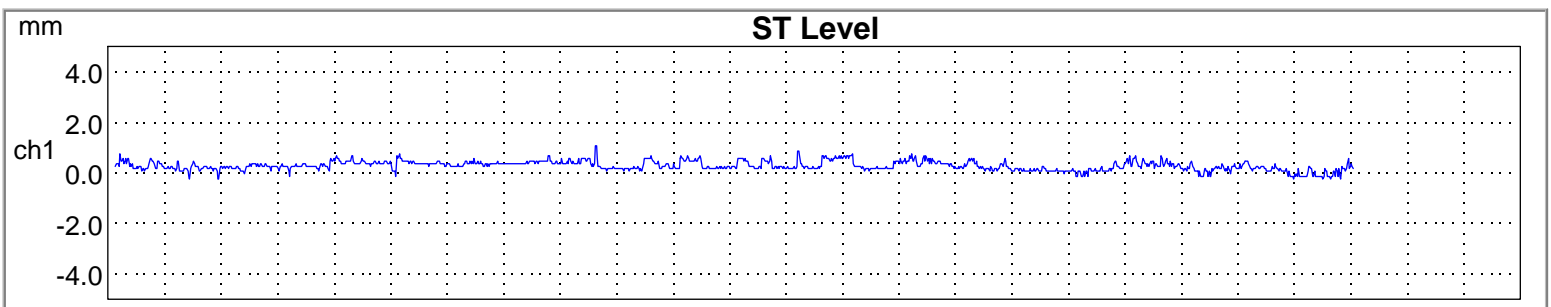
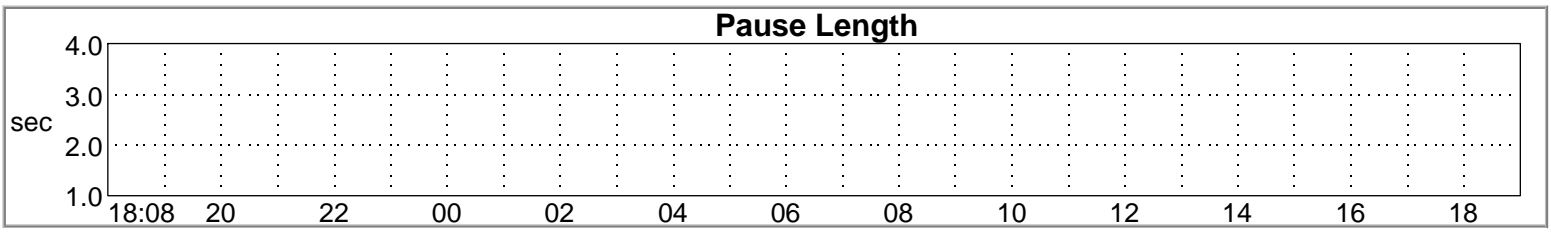
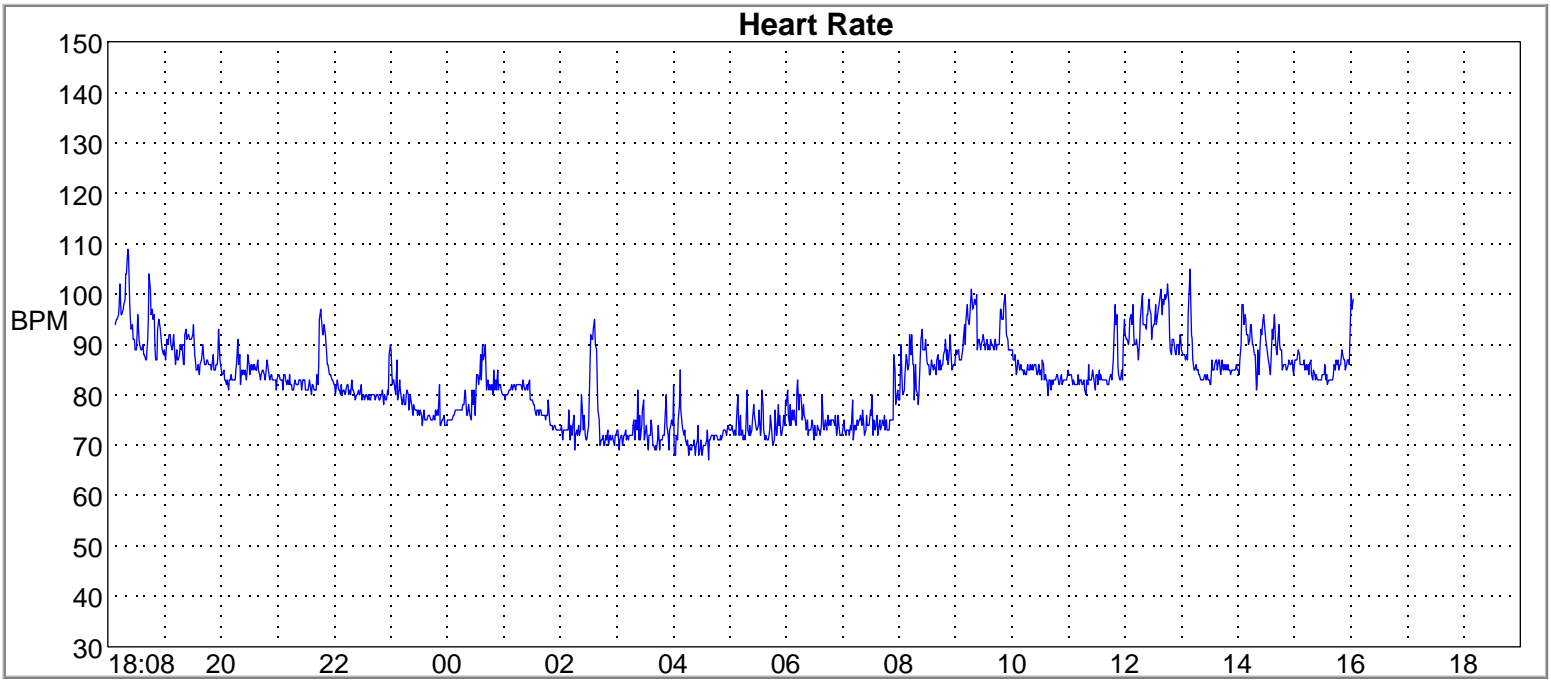
SDNN Index: 0.028 (mean of all 5-minute NN interval standard deviations)

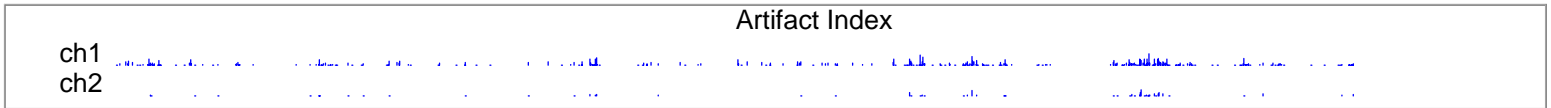
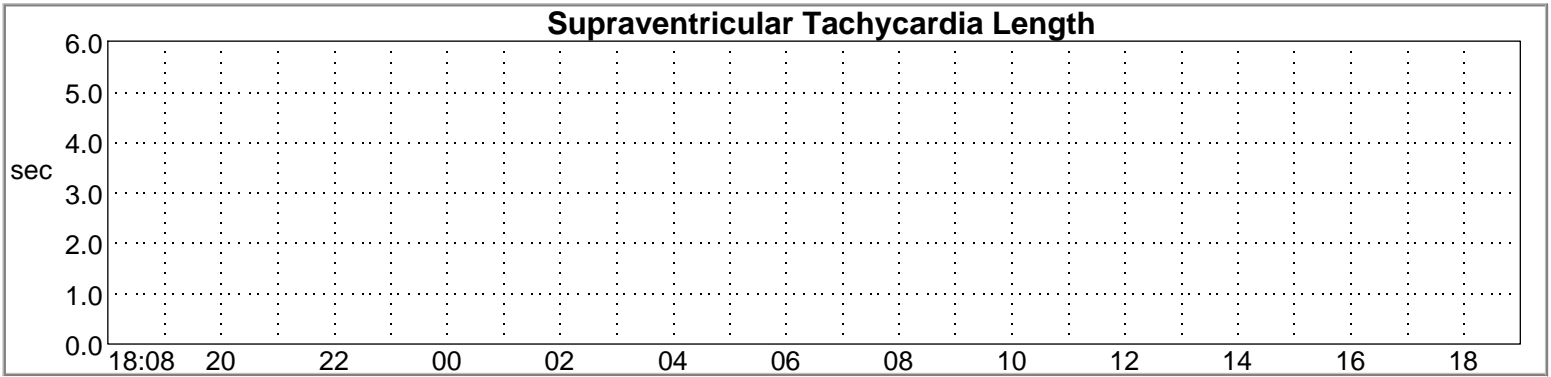
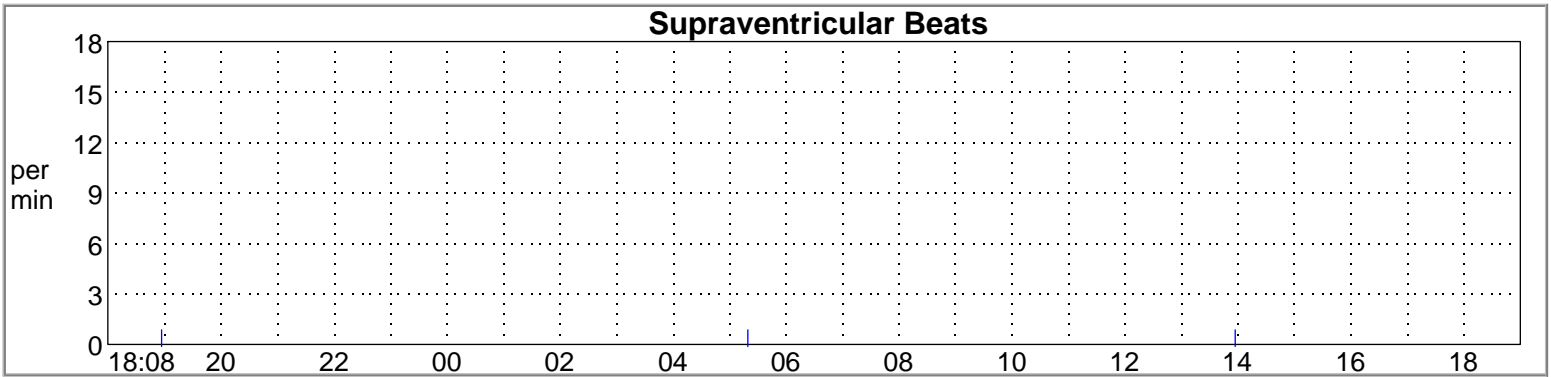
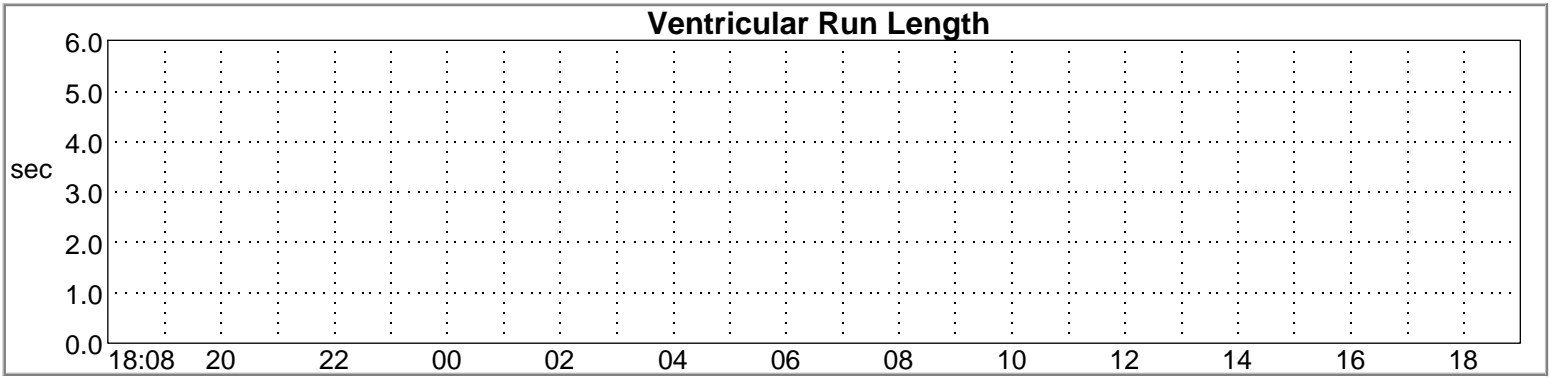
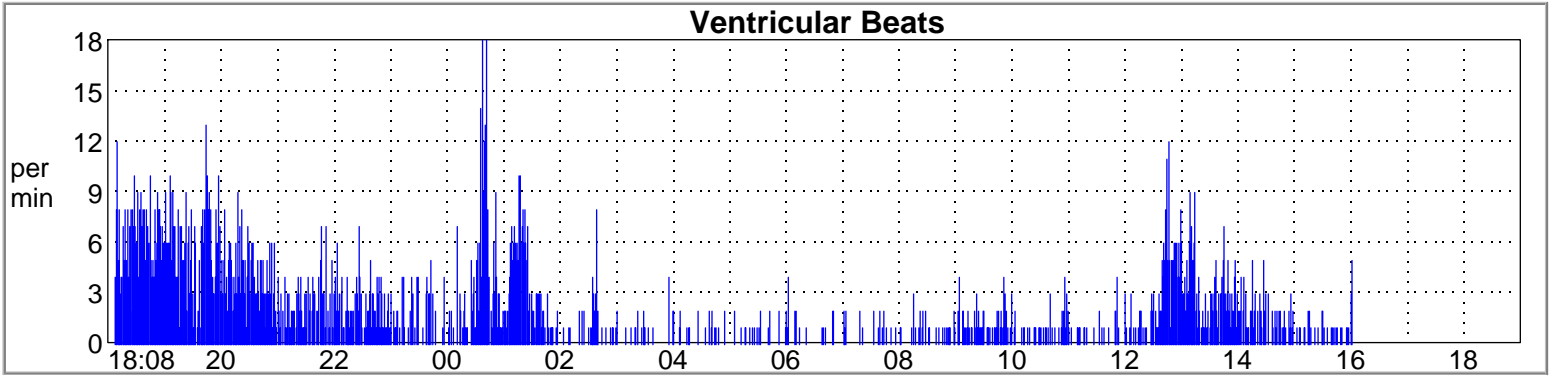
RMSSD: 0.016 (square root of the mean squared successive NN interval differences)

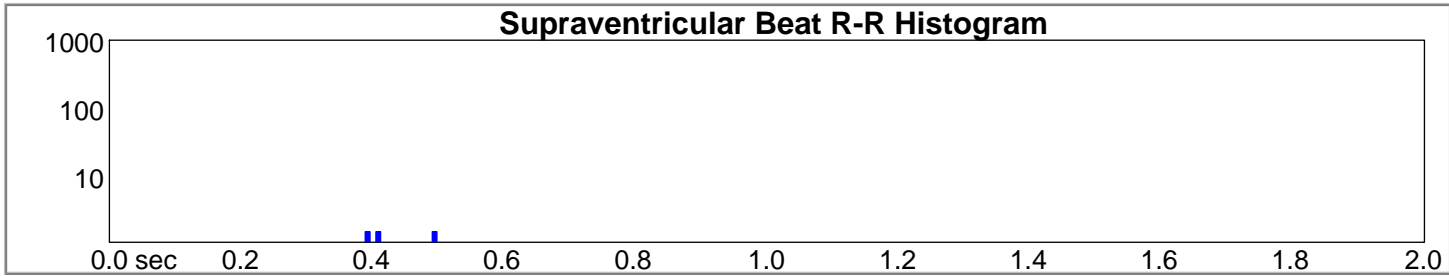
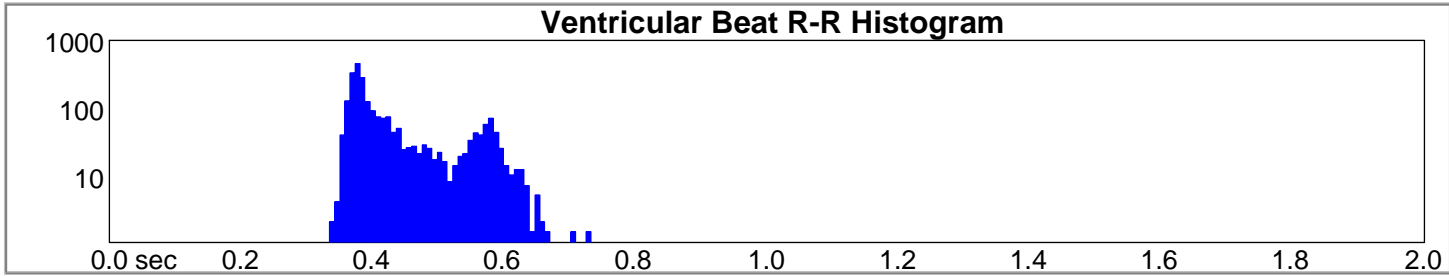
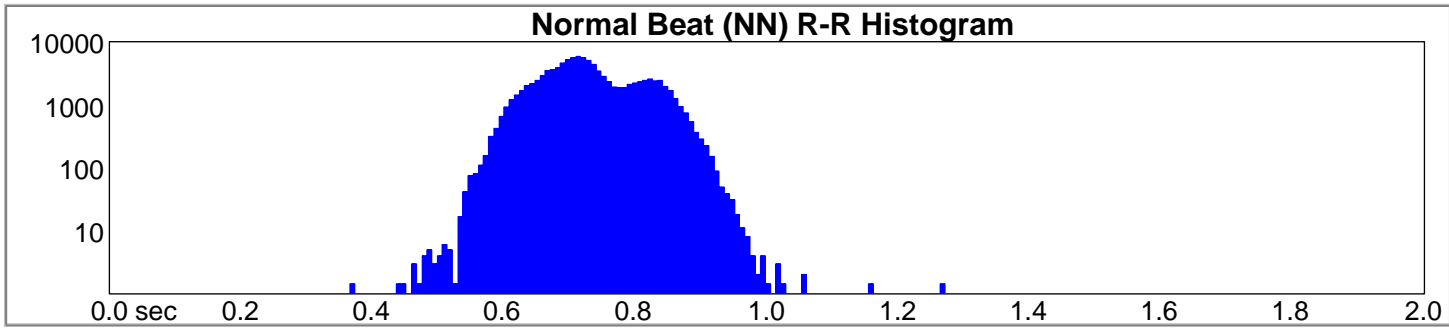
Triangular Index: 17.393 (total number of NN intervals divided by the NN histogram height)

HOURLY SUMMARY

Time	Max HR	Avg HR	Min HR	Single VE	Bigem. Couplet	Vent. Run	Single SVE	SV Couplet	SVT	Tachy	Brady	Pause	ST	Patient Event
18:08	113	94	84	334	0	2	0	1	0	0	0	0	0	1
19:00	101	88	80	344	0	2	0	0	0	0	0	0	0	0
20:00	97	84	78	247	0	2	0	0	0	0	0	0	0	0
21:00	102	84	78	132	0	0	0	0	0	0	0	0	0	0
22:00	95	80	75	125	3	1	0	0	0	0	0	0	0	0
23:00	97	77	69	48	7	0	0	0	0	0	0	0	0	0
00:00	99	79	70	141	14	2	0	0	0	0	0	0	0	0
01:00	94	78	70	189	0	0	0	0	0	0	0	0	0	0
02:00	101	75	64	40	0	0	0	0	0	0	0	0	0	0
03:00	91	72	64	20	0	0	0	0	0	0	0	0	0	0
04:00	96	71	65	23	0	0	0	0	0	0	0	0	0	0
05:00	95	73	65	17	0	0	0	1	0	0	0	0	0	0
06:00	91	75	67	18	1	0	0	0	0	0	0	0	0	0
07:00	96	74	67	19	0	0	0	0	0	0	0	0	0	0
08:00	99	86	73	27	0	0	0	0	0	0	0	0	0	0
09:00	105	92	80	63	0	1	0	0	0	0	0	0	0	0
10:00	94	84	77	41	0	0	0	0	0	0	0	0	0	0
11:00	104	84	76	26	0	0	0	0	0	0	0	0	0	0
12:00	108	93	83	154	0	0	0	0	0	0	0	0	0	0
13:00	112	86	79	185	1	2	0	1	0	0	0	0	0	0
14:00	105	89	74	83	0	1	0	0	0	0	0	0	0	0
15:00	93	85	79	29	0	0	0	0	0	0	0	0	0	0
16:00	105	98	93	8	0	0	0	0	0	0	0	0	0	0
17:00														
18:00														
Average		82		100	1	0	0	0	0	0	0	0	0	
Total				2313	26	13	0	3	0	0	0	0	0	1
Strips	1		1	5	5	10	0	2	0	0	0	0	0	1







FORMS

